

4-Port 10/100/1000Mbps  
Industrial Switch with 2 SFP



IES7210-4G2GF-CA

**Key Features:**

- Ports:** Provide 4\*10/100/1000Mbps Ethernet ports with 2 1000Mbps SFP
- Self-adaption:** RJ45 port supports 10/100/1000Mbps Auto MDI/MDIX
- Industrial Installation:** Din Rail mounting installation
- Wide Application:** Designed for Railway, traffic etc some Industrial environment
- Surge protection:** Protect the device from lighting surges and others electrical hazards
- Working Temperature:** -40 to 85 degrees operating temperature
- Considerate Design:** IP40 Industrial design with dual power input
- Easy to use:** Plug and play, No configuration required

**Environmentally Hardened Design**

With the **IP40** metal industrial case which provides a high level of immunity against electromagnetic interference and heavy electrical surges, Being able to operate under the temperature range from **-40 to 85 degrees C**, the IES7210-4GE2GF-CA can be placed in almost any difficult environment.



**Dual Power input for High Availability Network**

Featuring a strong dual power input system with wide-ranging voltages (12V~36V DC or 24V AC) incorporated into customer's automation network to enhance system reliability and uptime which make the installation more flexible and convenient.

**Surge Protection Design**

provides contact discharge of  $\pm 8KV$  DC and air discharge of  $\pm 15KV$  DC for Ethernet ESD protection. It also supports  $\pm 6KV$  surge immunity to improve product stability and protects users' networks from devastating ESD attacks, making sure the flow of operation does not fluctuate.



**Gigabit SFP Uplink Port**

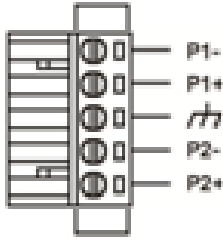
With two SFP module slot available, the SFP uplink port is ideal for connecting the switch to the network's backbone, providing more than enough bandwidth and stability for ultra high speed data transferring, Beside the SFP can transmitte the date with Max 100Km distance with more economic solution

## Technical Datasheet

<b>Model</b>	<b>IES7210-4G2GF-CA</b>		
<b>Hardware Specifications</b>			
ports	4 10/100/1000BASE-T RJ45 auto-MDI/MDI-X ports 2 1000Mbps SFP Slot		
Connector	Removable 4-pin terminal block Pin 1/2 for Power 1; Pin 3/4 for Power 2		
LED Display	Power Indicator: PWR(green).Network Indicator: Link(yellow) SFP: Green		
Power requirements	12~36V DC		
Power Consumption	Less than 2.8Watts		
Power Connector	Removable 4-pin terminal block,Pin 1/2 for Power 1; Pin 3/4 for Power 2		
Installation	DIN-rail kit and wall-mount kit		
Switch Performance	Backplane bandwidth	20Gbps	
	Packet forwarding rate	8.93Mpps	
	MAC address	4k	
	Flow control	Back pressure for half duplex. IEEE 802.3x pause frame for full duplex	
Enclosure	IP40 Metal case		
ESD Protection	6KV ESD		
Dimension(W x D x H)	30 x 90 x 134mm (1.18in x 3.54in x 5.27 )		
Weight	0.32Kg		
<b>Standards Conformance</b>			
Network standard	IEEE 802.3 10Base-T		
	IEEE 802.3u 100Base-Tx		
	IEEE 802.3ab 1000Base-T		
	IEEE 802.3z 1000Base-X		
Stability Testing	FCC CFR47 Part 15, EN55022/CISPR22, Class A		
	EMS:		
	IEC61000-4-2 (ESD): ±8kV (contact), ±15kV (air)		
	IEC61000-4-3 (RS): 10V/m (80MHz-2GHz)		
	IEC61000-4-4 (EFT): Power Port: ±4kV; Data Port: ±2kV		
	IEC61000-4-5 (Surge): Power Port: ±2kV/DM, ±4kV/CM; Data Port: ±2kV		
	IEC61000-4-6 (CS): 3V (10kHz-150kHz); 10V (150kHz-80MHz)		
	IEC61000-4-16 (Common mode conduction): 30V (cont.), 300V (1s)		
IEC 60068-2-32 (free fall)			
IEC 60068-2-27 (shock)			
IEC 60068-2-6 (vibration)			
<b>Environment</b>			
Environment specification	Operating temperature: -40°C~85°C, operating humidity: 5%~95%		
	Storage temperature: -40°C~85°C, storage humidity: 5%~95%		
Warranty	2 Years		

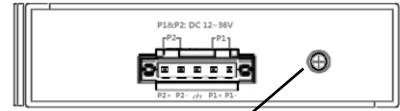
### Installation Models

#### Power Terminal

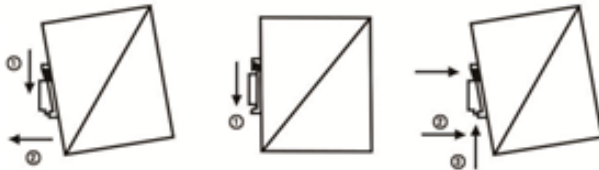


- ◆ 5-pin 3.81mm-spacing plug-in terminal
- ◆ 12V-36VDC wide voltage input
- ◆ P1&P2 dual power input
- ◆ Reverse protection

#### Earth Protection



Ground terminal or screw

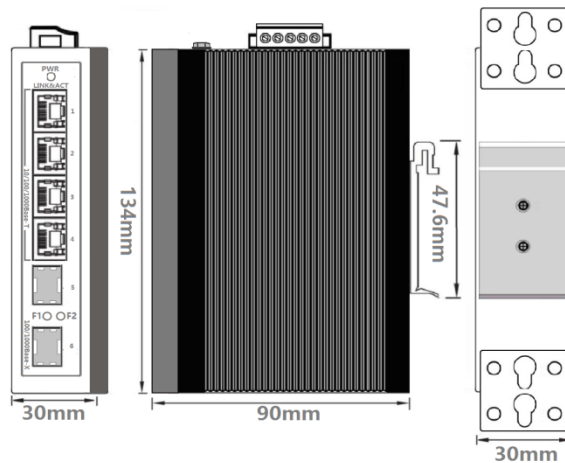


Din-Rail

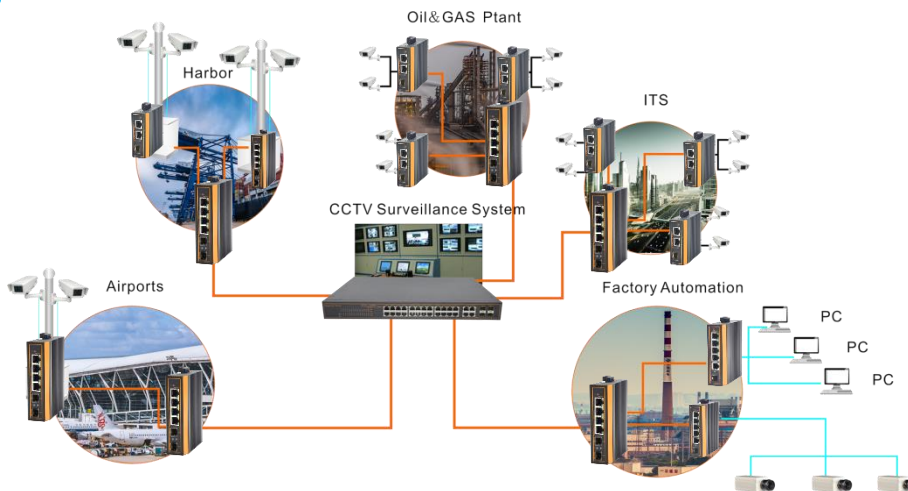


Wall mounting

### Mechanical Drawing



### Applications



#### Ordering Information

IES7210-4G2GF-CA

4 Ports 10/100/1000Mbps Industrial Ethernet switch With 2 SFP